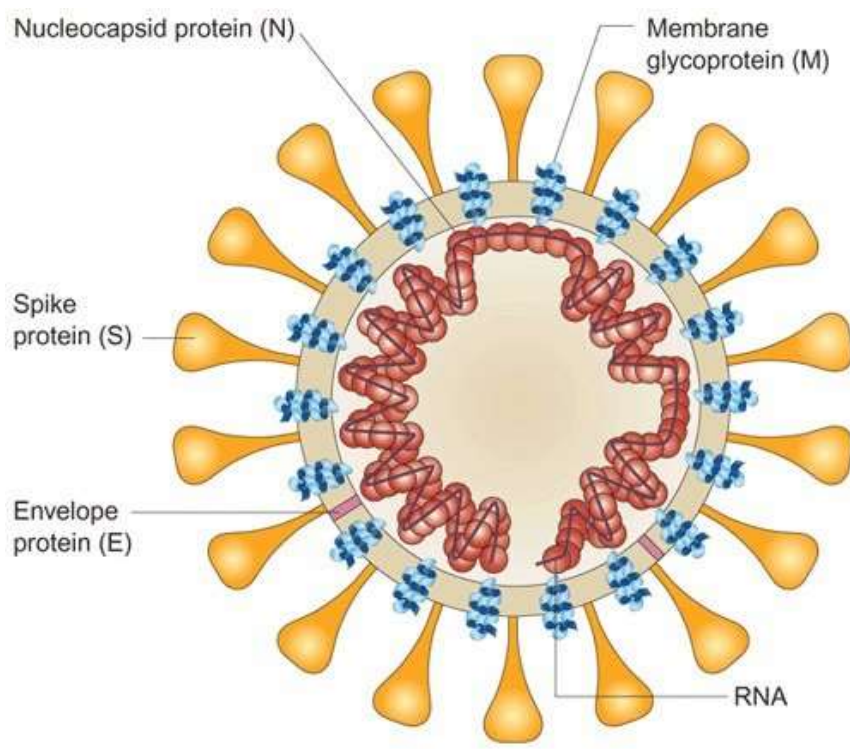


St. Peters Academy

CORONAVIRUS (2019-NCOV)

GENERAL ADVISORY FOR PUBLIC

REDUCE THE RISK OF CORONAVIRUS INFECTION



The [2019 novel coronavirus \(2019-nCoV\)](#), Wuhan coronavirus, is a contagious virus that causes respiratory infection, can transfer from human to human

Symptoms:

- ❖ Fever
- ❖ Difficulty in Breathing
- ❖ Coughing
- ❖ Tightness of Chest
- ❖ Running Nose
- ❖ Headache
- ❖ Feeling of being Unwell
- ❖ Pneumonia
- ❖ Kidney Failure

Incubation Period: 14 days asymptomatic

Mode of transmission:

Human Coronavirus (2019-nCoV) most commonly spread from an infected person to other through:

- The air by coughing and sneezing
- Close personal contact, such as touching or shaking hand
- Touching an object or surface with the virus on it, then touching your mouth, nose, or eyes before washing your hands

How to reduce risk of Coronavirus infection (2019-nCoV)

- Clean hands with soap and water or alcohol based hand rub
- Cover nose and mouth when coughing & sneezing with tissue or flexed elbow
- Avoid close contact with anyone with cold or flu like symptoms
- Avoid frozen meet
- Isolation of symptomatic patients for at least 14 days.

STAY PROTECTED STAY SAFE :

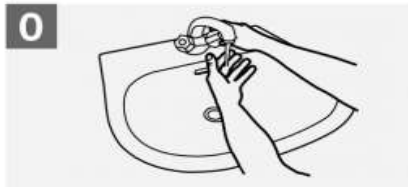
DO's and DON'T's

DO's	DON'Ts
<ul style="list-style-type: none">• Cover your nose and mouth with disposable tissue or handkerchief while coughing or sneezing• Frequently wash your hands with soap and water• Avoid crowded places• Person suffering from Influenza like illness must be confined at home• Stay more than one arm's length distance from persons sick with flu• Take adequate sleep and rest• Drink plenty of water/liquids and eat nutritious food• Person suspected with Influenza like illness must consult doctor	<ul style="list-style-type: none">• Touching eyes, nose or mouth with unwashed hands• Hugging, kissing and shaking hands while greeting• Spitting in public places• Taking medicines without consulting doctor• Excessive physical exercise• Disposal of used napkin or tissue paper in open areas• Touching surfaces usually used by public (Railing, door gates, etc)• Smoking in public places• Unnecessary testing

How to Handwash?

WASH HANDS WHEN VISIBLY SOILED! OTHERWISE, USE HANDRUB

 Duration of the entire procedure: 40-60 seconds



Wet hands with water;



Apply enough soap to cover all hand surfaces;



Rub hands palm to palm;



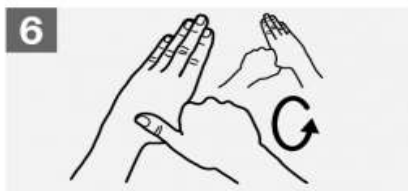
Right palm over left dorsum with interlaced fingers and vice versa;



Palm to palm with fingers interlaced;



Backs of fingers to opposing palms with fingers interlocked;



Rotational rubbing of left thumb clasped in right palm and vice versa;



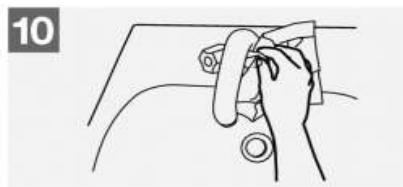
Rotational rubbing, backwards and forwards with clasped fingers of right hand in left palm and vice versa;



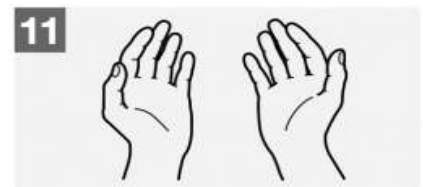
Rinse hands with water;



Dry hands thoroughly with a single use towel;



Use towel to turn off faucet;



Your hands are now safe.